



SUPSI

CODESYS installation guide

Windows 


 Guide for: **students**.

 Execution time: **15 minutes**.

Introduction


CODESYS is an integrated development environment (IDE) for programming PLCs and automation systems according to the IEC 61131-3 standard. It includes tools for simulation, debugging, and fieldbus configuration. It is compatible with numerous controllers from different manufacturers, making it a flexible and hardware-independent platform.

Prerequisites

- Windows 11
- PC connected to the SUPSI network ([VPN access](#) )
- A SUPSI Windows account

SUPSI





Access here to download the installation files locally:
codesys.supsi.ch 

First Step – Download

To begin, access the site codesys.supsi.ch, navigate to the folder **3.5.20.50 (Latest version)**, and download the file **CODESYS 64 3.5.20.50.exe**.

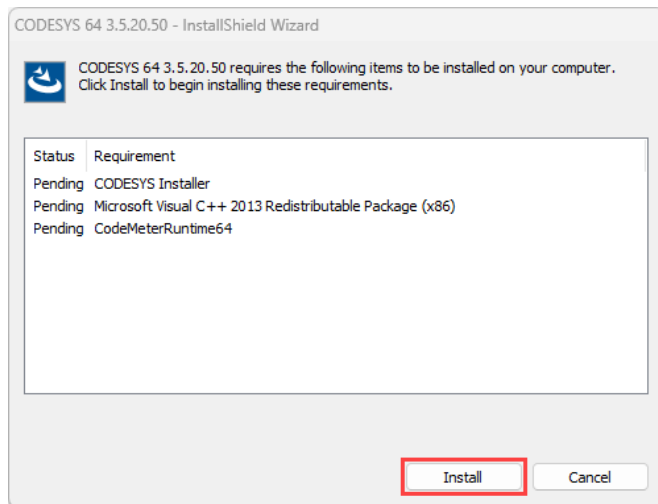
Index of /3.5.20.50 (Ultima versione)

Name	Last modified	Size	Description
 Parent Directory	-	-	-
 CODESYS 64 3.5.20.50.exe	2025-02-26 09:46	1.3G	

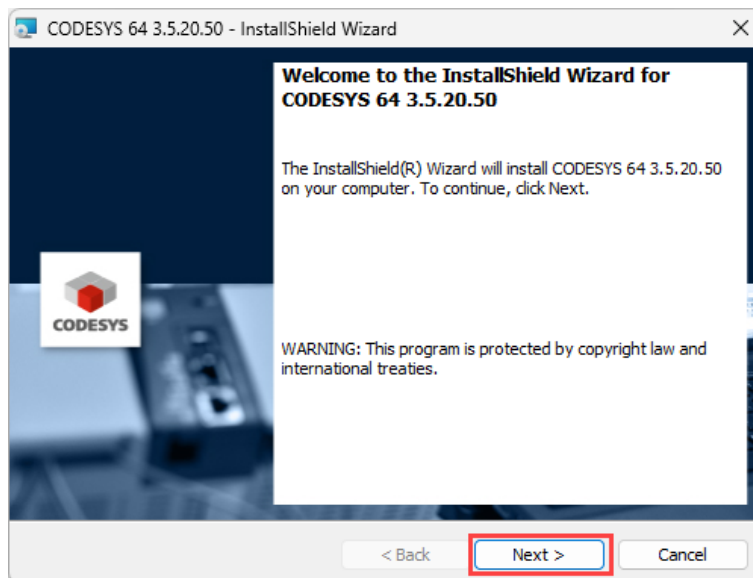
SUPSI

Second Step – Install CODESYS

1. Once the executable has been downloaded, double-click it to start the installation. When prompted, install all required dependencies by clicking **Install**.

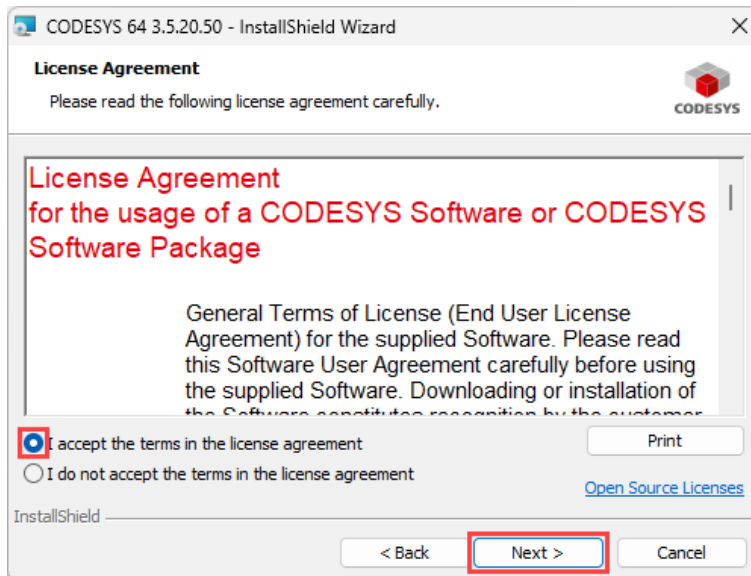


2. To begin the installation procedure, click **Next**.

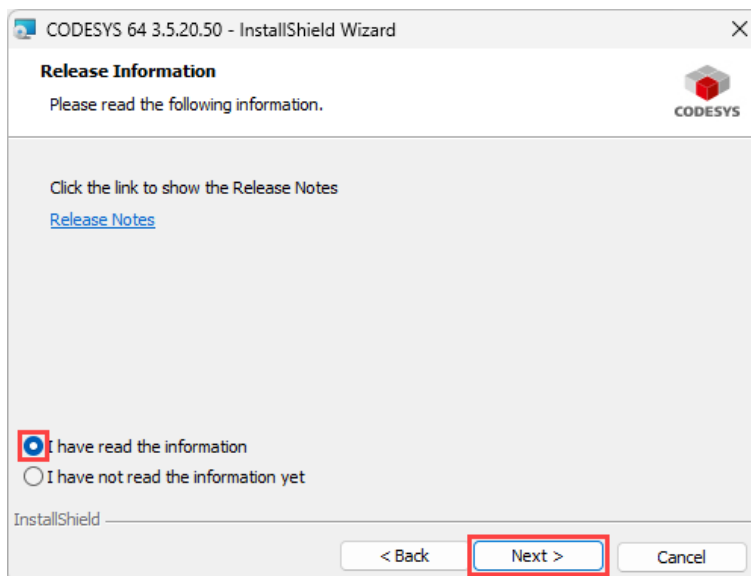


SUPSI

3. Accept the license agreement by selecting the appropriate option, then click **Next**.

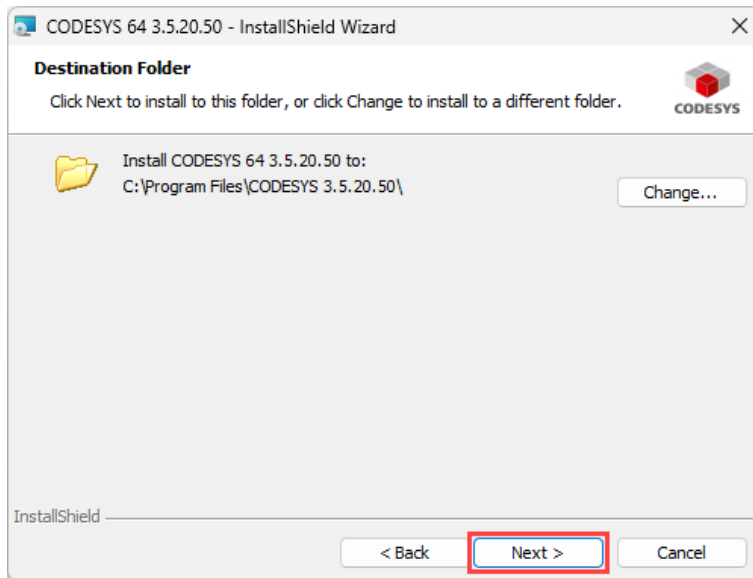


4. Accept the release information and click **Next**.

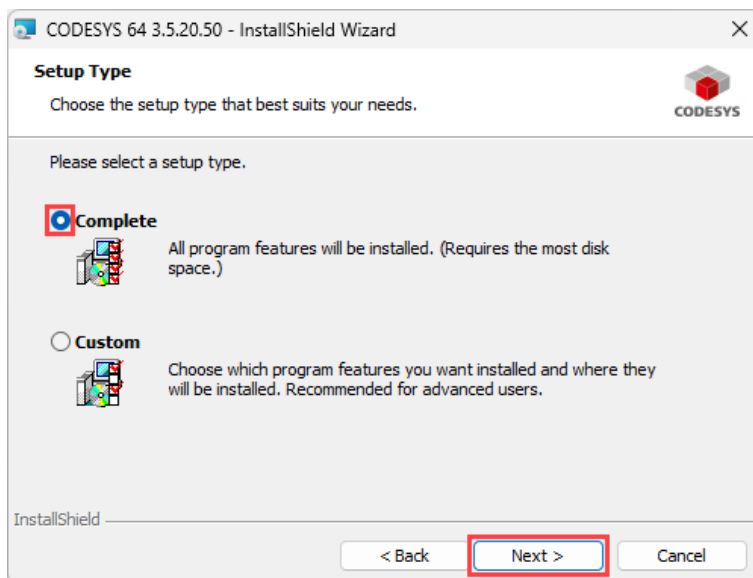


SUPSI

5. Select the destination folder (leaving the default one is recommended) and click **Next**.

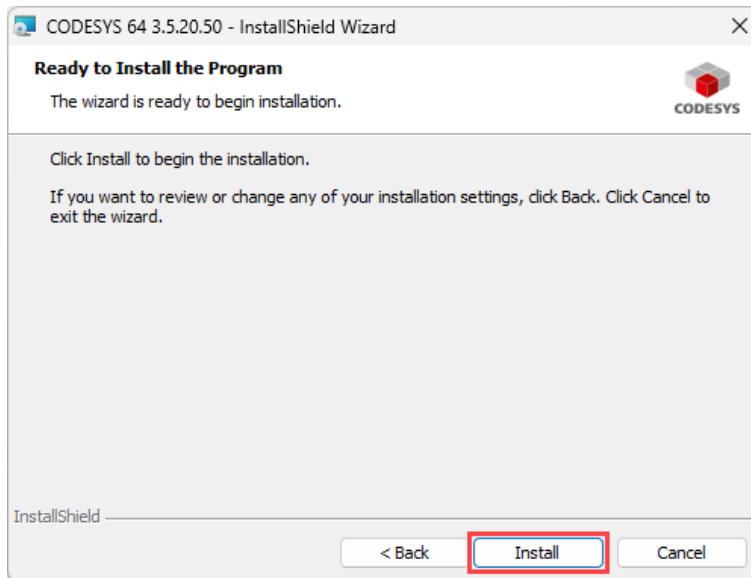


6. In the next screen, select **Complete** to install all features, then click **Next**.



SUPSI

7. In the final screen, click Install to complete the **installation**.



For any issues or have additional questions, please contact your department's IT service:

E-mail: helpit@supsi.ch
Phone: +41 058 666 67 09